

http://coolrunning.com/results/99/me/Feb7\_18thMT\_set1.html

Go

SEP FEB MAR

11

2005 2010 2011



About this capture

21 captures

8 May 1999 - 11 Feb 2010

COOL RUNNING

HOME

RACES/RESULTS

TRAINING

NEWS

RESOURCES

COMMUNITY

POWERED BY  
active.comPARTNERED WITH  
ESPN[> home](#) > [races/results](#) > [find results](#) > [maine 1999 race results](#) > 18th mtc mid-winter 10m classic[MY PROFILE](#)[RACE DIRECTORS](#)[> Printer-friendly page](#)

## 18th MTC Mid-Winter 10M Classic

So. Portland, ME, February 7, 1999

### Complete Results

Results courtesy of the *Maine Track Club*.

Personalize Cool Running!

[> Sign in](#)[> New user](#)

SPONSORED BY

[Maine Event  
Spotlights](#)[Find Events](#)[Find Results](#)[Race Directors](#)

|    |       |                    |    |   |    |     |       |          |      |
|----|-------|--------------------|----|---|----|-----|-------|----------|------|
| 1  | 1/77  | BRYNE DECKER       | 31 | M | ME | 449 |       | 52:20    | 5:14 |
| 2  | 2/77  | DAVE DUNHAM        | 34 | M | MA | 415 |       | 52:20    | 5:14 |
| 3  | 3/77  | ROBERT ASHBY       | 30 | M | ME | 203 |       | 55:25    | 5:33 |
| 4  | 1/67  | SCOTT BROWN        | 40 | M | ME | 525 |       | 56:03*   | 5:36 |
| 5  | 4/77  | TIMOTHY ROBERTS    | 21 | M | MA | 355 |       | 57:31    | 5:45 |
| 6  | 2/67  | LEWEY NEWELL       | 40 | M | ME | 251 |       | 58:08    | 5:49 |
| 7  | 5/77  | DAVID AUDET        | 33 | M | NH | 6   |       | 58:35    | 5:52 |
| 8  | 6/77  | THOMAS STIGERMAIN  | 32 | M | ME | 437 |       | 58:55    | 5:54 |
| 9  | 7/77  | DONALD HEBERT      | 34 | M | ME | 495 |       | 59:23    | 5:56 |
| 10 | 1/87  | JULIA KIRTLAND     | 33 | F | ME | 293 |       | 59:27    | 5:57 |
| 11 | 8/77  | TJ HESLER          | 30 | M | ME | 470 |       | 59:37    | 5:58 |
| 12 | 9/77  | CHAD SISSON        | 25 | M | ME | 268 |       | 59:48    | 5:59 |
| 13 | 10/77 | LUDO BRUYERE       | 29 | M | ME | 374 |       | 1:00:16  | 6:02 |
| 14 | 11/77 | DAN SACCO          | 25 | M | ME | 508 |       | 1:00:19  | 6:02 |
| 15 | 1/50  | JUD ESTY-KENDALL   | 49 | M | ME | 479 |       | 1:00:32  | 6:03 |
| 16 | 12/77 | GREG NAPTON        | 28 | M | ME | 564 |       | 1:00:53  | 6:05 |
| 17 | 1/39  | JIM TOULOUSE       | 50 | M | ME | 367 |       | 1:00:57* | 6:06 |
| 18 | 13/77 | STEVE VIGHETTI     | 29 | M | ME | 487 |       | 1:01:09  | 6:07 |
| 19 | 2/50  | JOHN MOLLIKA       | 46 | M | ME | 187 |       | 1:01:16  | 6:08 |
| 20 | 1/48  | BRUCE NICHOLSON    | 37 | M | ME | 551 |       | 1:01:34  | 6:09 |
| 21 | 3/67  | JIM SHIMBERG       | 41 | M | NH | 486 |       | 1:01:40  | 6:10 |
| 22 | 14/77 | DAN STAFFORD       | 24 | M | MA | 431 |       | 1:01:41  | 6:10 |
| 23 | 2/87  | SUSANNAH LANDRETH  | 30 | F | MA | 175 |       | 1:01:42  | 6:10 |
| 24 | 3/50  | DANIEL BARKER      | 45 | M | ME | 274 |       | 1:01:50  | 6:11 |
| 25 | 4/50  | DANNY PAUL         | 45 | M | ME | 526 |       | 1:01:59  | 6:12 |
| 26 | 2/39  | STEVE REED         | 51 | M | ME | 313 |       | 1:02:00  | 6:12 |
| 27 | 2/48  | DAVID CHAMBERLAIN  | 37 | M | ME | 168 |       | 1:02:07  | 6:13 |
| 28 | 4/67  | MARK STEEGE        | 43 | M | ME | 345 |       | 1:02:09  | 6:13 |
| 29 | 15/77 | JOHN GAGNON        | 31 | M | ME | 500 |       | 1:02:21  | 6:14 |
| 30 | 3/39  | GORDON MACFARLAND  | 50 | M | VT | 349 |       | 1:02:54  | 6:17 |
| 31 | 16/77 | MIKE PRATICO       | 32 | M | ME | 344 | CLYDE | 1:02:59  | 6:18 |
| 32 | 5/67  | DICK GRAVES        | 43 | M | ME | 194 |       | 1:03:05  | 6:19 |
| 33 | 6/67  | ROB SMITH          | 40 | M | ME | 276 |       | 1:03:07  | 6:19 |
| 34 | 17/77 | DAVE HOWARD        | 32 | M | ME | 461 |       | 1:03:11  | 6:19 |
| 35 | 18/77 | RICHARD HARTFORD   | 29 | M | NH | 445 |       | 1:03:20  | 6:20 |
| 36 | 19/77 | DUANE HINDS        | 23 | M | ME | 189 |       | 1:03:26  | 6:21 |
| 37 | 7/67  | BOB POIRIER        | 43 | M | ME | 138 |       | 1:03:30  | 6:21 |
| 38 | 1/28  | SUSAN BARBER       | 42 | F | VT | 348 |       | 1:03:40* | 6:22 |
| 39 | 20/77 | ROLAND THIBAUT     | 30 | M | ME | 436 |       | 1:03:42  | 6:22 |
| 40 | 21/77 | CRAIG NELSON       | 31 | M | ME | 550 |       | 1:03:43  | 6:22 |
| 41 | 8/67  | MARK EWERT         | 40 | M | ME | 424 |       | 1:03:51  | 6:23 |
| 42 | 2/28  | EDIE DUBORD        | 40 | F | ME | 471 |       | 1:03:55* | 6:24 |
| 43 | 22/77 | JAMES KILBURN      | 29 | M | ME | 573 |       | 1:03:55  | 6:24 |
| 44 | 9/67  | KEVIN DOW          | 40 | M | ME | 438 |       | 1:04:05  | 6:25 |
| 45 | 3/48  | STEPHEN PECKICONIS | 39 | M | MA | 460 |       | 1:04:09  | 6:25 |
| 46 | 4/48  | ROBERT JORDAN      | 39 | M | ME | 517 |       | 1:04:17  | 6:26 |
| 47 | 23/77 | PETER HESLAM       | 32 | M | MA | 283 |       | 1:04:22  | 6:26 |
| 48 | 24/77 | ROSS CAMERON       | 32 | M | ME | 57  |       | 1:04:26  | 6:27 |
| 49 | 5/48  | MICHAEL HACHEY     | 35 | M | ME | 252 |       | 1:04:39  | 6:28 |
| 50 | 3/87  | KATIE PAYSON       | 33 | F | ME | 383 |       | 1:04:55  | 6:30 |
| 51 | 6/48  | MICHAEL PAYSON     | 35 | M | ME | 567 |       | 1:04:55  | 6:30 |
| 52 | 5/50  | GERARD CONLEY      | 45 | M | ME | 411 |       | 1:05:07  | 6:31 |
| 53 | 25/77 | PAUL ACETO         | 32 | M | ME | 320 |       | 1:05:10  | 6:31 |
| 54 | 6/50  | CRAIG WILSON       | 49 | M | ME | 549 |       | 1:05:21  | 6:32 |
| 55 | 10/67 | MIKE GRANT         | 41 | M | ME | 185 |       | 1:05:25  | 6:33 |
| 56 | 11/67 | PAUL GURNEY        | 43 | M | NH | 288 |       | 1:05:32  | 6:33 |

Go

SEP FEB MAR

11

2005 2010 2011



About this capture

21 captures

8 May 1999 - 11 Feb 2010

|     |       |                     |    |   |    |     |          |         |      |
|-----|-------|---------------------|----|---|----|-----|----------|---------|------|
| 62  | 8/50  | EUGENE HOLM         | 45 | M | ME | 496 | 1:06:42  | 6:40    |      |
| 63  | 1/30  | LAUREL VALLEY       | 36 | F | ME | 544 | 1:06:44* | 6:40    |      |
| 64  | 9/50  | BOB DUNFEY          | 47 | M | ME | 443 | 1:07:00  | 6:42    |      |
| 65  | 13/67 | ERIK SEASTEAD       | 43 | M | ME | 153 | 1:07:01  | 6:42    |      |
| 66  | 10/50 | AL BUTLER           | 45 | M | ME | 387 | 1:07:02  | 6:42    |      |
| 67  | 14/67 | PAUL JOSEPHSON      | 44 | M | NH | 413 | 1:07:08  | 6:43    |      |
| 68  | 4/87  | SWEJA SURMINSKI     | 23 | F | NH | 359 | 1:07:14  | 6:43    |      |
| 69  | 2/30  | TERRY SUTTON        | 37 | F |    | 504 | 1:07:16  | 6:44    |      |
| 70  | 27/77 | BRITT WOLFE         | 33 | M | ME | 247 | 1:07:18  | 6:44    |      |
| 71  | 9/48  | JOHN RACETA         | 35 | M | ME | 361 | 1:07:20  | 6:44    |      |
| 72  | 15/67 | MICHAEL MYSCA       | 41 | M | ME | 296 | 1:07:24  | 6:44    |      |
| 73  | 28/77 | MATHEW MILLIKEN     | 31 | M | ME | 1   | CLYDE    | 1:07:26 | 6:45 |
| 74  | 11/50 | JAMES BURNETT       | 45 | M | ME | 327 | 1:07:31  | 6:45    |      |
| 75  | 29/77 | GREGORY SIECZKIEWIC | 28 | M | MA | 233 | 1:07:37  | 6:46    |      |
| 76  | 16/67 | STEVE GRANDE        | 44 | M | NH | 114 | 1:07:39  | 6:46    |      |
| 77  | 12/50 | KEN COTTON          | 49 | M | ME | 170 | 1:07:53  | 6:47    |      |
| 78  | 30/77 | JIM CRONIN          | 33 | M | ME | 379 | 1:07:57  | 6:48    |      |
| 79  | 4/39  | BILL REILLY         | 51 | M | ME | 260 | 1:08:00  | 6:48    |      |
| 80  | 5/39  | BILL DEVOU          | 50 | M | ME | 385 | 1:08:02  | 6:48    |      |
| 81  | 1/11  | BOB COUGHLIN        | 60 | M | ME | 206 | 1:08:13* | 6:49    |      |
| 82  | 17/67 | JON CHAPLIN         | 40 | M | ME | 211 | 1:08:15  | 6:50    |      |
| 83  | 10/48 | BLAKE STRACK        | 37 | M | ME | 111 | 1:08:21  | 6:50    |      |
| 84  | 1/5   | ANDREW PFEIFFER     | 15 | M | ME | 149 | 1:08:30  | 6:51    |      |
| 85  | 11/48 | JONATHAN RUNDELL    | 38 | M | ME | 538 | 1:08:32  | 6:51    |      |
| 86  | 5/87  | KELLY RODRIGUE      | 34 | F | ME | 527 | 1:08:41  | 6:52    |      |
| 87  | 13/50 | BOB CERF            | 45 | M | ME | 540 | 1:08:43  | 6:52    |      |
| 88  | 6/87  | ANN MCGOVERN        | 34 | F | ME | 337 | 1:08:54  | 6:53    |      |
| 89  | 14/50 | RON CEDRONE         | 49 | M | ME | 207 | CLYDE    | 1:08:56 | 6:54 |
| 90  | 18/67 | JIM CARROLL         | 42 | M | ME | 223 | 1:08:58  | 6:54    |      |
| 91  | 12/48 | ALBERT SWALLOW      | 36 | M | ME | 546 | 1:09:09  | 6:55    |      |
| 92  | 19/67 | DON ALLISON         | 43 | M | MA | 518 | 1:09:14  | 6:55    |      |
| 93  | 31/77 | TOM RITSHOTTE       | 34 | M | NH | 118 | 1:09:16  | 6:56    |      |
| 94  | 20/67 | STEVE PETTO         | 42 | M | ME | 548 | 1:09:25  | 6:57    |      |
| 95  | 15/50 | REX HOLTAN          | 46 | M |    | 450 | 1:09:30  | 6:57    |      |
| 96  | 32/77 | DAVE WILBY          | 29 | M | ME | 219 | 1:09:32  | 6:57    |      |
| 97  | 7/87  | CELINE MAINVILLE    | 33 | F | ME | 384 | 1:09:35  | 6:58    |      |
| 98  | 33/77 | PATRICK LOWKES      | 25 | M | ME | 291 | 1:09:37  | 6:58    |      |
| 99  | 21/67 | JON HILL            | 40 | M | ME | 145 | 1:09:41  | 6:58    |      |
| 100 | 8/87  | ANGELA EDGECOMB     | 31 | F | ME | 126 | 1:09:43  | 6:58    |      |
| 101 | 34/77 | MATTHEW STURGIS     | 30 | M | ME | 521 | 1:09:48  | 6:59    |      |
| 102 | 13/48 | MICHAEL TANSEY      | 35 | M | NH | 360 | 1:09:58  | 7:00    |      |
| 103 | 22/67 | STEVE MCGRATH       | 44 | M | ME | 503 | 1:09:58  | 7:00    |      |
| 104 | 14/48 | VON PERRY           | 39 | M | ME | 148 | 1:10:02  | 7:00    |      |
| 105 | 15/48 | DAN ROY             | 38 | M | ME | 536 | 1:10:05  | 7:01    |      |
| 106 | 16/48 | JIM PLUMER          | 38 | M | ME | 229 | 1:10:10  | 7:01    |      |
| 107 | 3/28  | ELLIE TUCKER        | 44 | F | ME | 315 | 1:10:14  | 7:01    |      |
| 108 | 35/77 | KURT YANAGIMACHI    | 24 | M | MA | 432 | 1:10:15  | 7:02    |      |
| 109 | 3/30  | JERRI CLAYTON       | 36 | F | NH | 330 | 1:10:16  | 7:02    |      |
| 110 | 6/39  | FRANK FRAIN         | 51 | M | MA | 322 | 1:10:16  | 7:02    |      |
| 111 | 17/48 | BILL PEREGOY        | 36 | M | MA | 515 | 1:10:43  | 7:04    |      |
| 112 | 18/48 | MARTIN SULLIVAN     | 38 | M | MA | 307 | 1:10:45  | 7:05    |      |
| 113 | 7/39  | LARRY KIDNEY        | 50 | M | MA | 173 | 1:10:48  | 7:05    |      |
| 114 | 19/48 | ROGER HUBER         | 36 | M | ME | 371 | 1:10:49  | 7:05    |      |
| 115 | 16/50 | TIM SICKLEL         | 46 | M |    | 537 | 1:10:56  | 7:06    |      |
| 116 | 9/87  | KATHERINE REID      | 23 | F | ME | 501 | 1:11:02  | 7:06    |      |
| 117 | 36/77 | ROBERT SHANKS       | 28 | M | MA | 305 | 1:11:06  | 7:07    |      |
| 118 | 37/77 | DOUGLAS MERRELL     | 29 | M | MA | 306 | 1:11:07  | 7:07    |      |
| 119 | 8/39  | PHILIP CONKLING     | 50 | M | ME | 476 | 1:11:08  | 7:07    |      |
| 120 | 20/48 | DAN HUTCHINS        | 38 | M | ME | 565 | 1:11:15  | 7:08    |      |
| 121 | 1/16  | TED RIDOUT          | 56 | M | MA | 434 | 1:11:22  | 7:08    |      |
| 122 | 4/30  | ERIN LEIGHTON       | 37 | F | ME | 217 | 1:11:34  | 7:09    |      |
| 123 | 10/87 | HOLLY NASON         | 30 | F | ME | 507 | 1:11:35  | 7:10    |      |
| 124 | 23/67 | DAVID COOKSON       | 41 | M | ME | 294 | 1:11:36  | 7:10    |      |
| 125 | 2/16  | DAVID BLANCHETTE    | 57 | M | VT | 440 | 1:11:39  | 7:10    |      |
| 126 | 11/87 | MARJORIE GRAFF      | 31 | F | ME | 562 | 1:11:56  | 7:12    |      |
| 127 | 21/48 | GIL MORENO          | 36 | M | ME | 405 | 1:11:57  | 7:12    |      |
| 128 | 12/87 | LISA CHAPMAN        | 31 | F | ME | 225 | 1:12:00  | 7:12    |      |
| 129 | 22/48 | CHIP KELLEY         | 37 | M | ME | 124 | 1:12:04  | 7:12    |      |
| 130 | 9/39  | RICK REYNOLDS       | 51 | M | ME | 97  | 1:12:09  | 7:13    |      |
| 131 | 38/77 | MARK MORRISSETTE    | 33 | M | NH | 196 | 1:12:11  | 7:13    |      |
| 132 | 23/48 | MICHAEL KENT        | 35 | M | MA | 325 | CLYDE    | 1:12:16 | 7:14 |
| 133 | 13/87 | AMY PARKER          | 28 | F | ME | 510 | 1:12:21  | 7:14    |      |
| 134 | 17/50 | JOHN ERICKSON       | 48 | M | MA | 452 | 1:12:21  | 7:14    |      |
| 135 | 10/39 | RICHARD MALMAN      | 52 | M | ME | 281 | CLYDE    | 1:12:22 | 7:14 |
| 136 | 39/77 | PETER RIVARD        | 25 | M | ME | 299 | CLYDE    | 1:12:24 | 7:14 |
| 137 | 40/77 | JIM LATTIN          | 24 | M | ME | 377 | 1:12:26  | 7:15    |      |
| 138 | 24/48 | ERIC BOWIE          | 38 | M | ME | 213 | 1:12:29  | 7:15    |      |
| 139 | 41/77 | JIM GOTT            | 30 | M | ME | 214 | CLYDE    | 1:12:30 | 7:15 |
| 140 | 24/67 | DANIEL GLYNN        | 41 | M | NH | 200 | 1:12:35  | 7:16    |      |
| 141 | 11/39 | LES BERRY           | 51 | M | ME | 512 | 1:12:45  | 7:17    |      |
| 142 | 25/48 | MATT FLYNN          | 36 | M | ME | 165 | 1:12:49  | 7:17    |      |
| 143 | 4/28  | NANCY COOPER        | 44 | F | ME | 474 | 1:12:53  | 7:17    |      |
| 144 | 25/67 | GEORGE BRADY        | 40 | M | NH | 419 | 1:12:55  | 7:18    |      |

Go

SEP FEB MAR

11

2005 2010 2011



21 captures

8 May 1999 - 11 Feb 2010

About this capture

|     |       |                     |    |   |    |     |          |         |      |
|-----|-------|---------------------|----|---|----|-----|----------|---------|------|
| 150 | 42/77 | KEVIN BUTTERFIELD   | 28 | M | ME | 11  | 1:13:25  | 7:21    |      |
| 151 | 43/77 | JOHN ANDERSON       | 26 | M | ME | 416 | 1:13:26  | 7:21    |      |
| 152 | 19/50 | STEVE EALICK        | 47 | M | MA | 433 | 1:13:26  | 7:21    |      |
| 153 | 7/30  | PAULA WILKINSON     | 39 | F | NH | 159 | 1:13:36  | 7:22    |      |
| 154 | 2/5   | TORRY SMITH         | 16 | M | ME | 528 | 1:13:39  | 7:22    |      |
| 155 | 27/67 | FLOYD LAVERY        | 41 | M | ME | 154 | 1:13:40  | 7:22    |      |
| 156 | 12/39 | ANDREW HARTFORD     | 50 | M | NH | 65  | CLYDE    | 1:13:41 | 7:22 |
| 157 | 44/77 | CHRIS RISKO         | 30 | M | NH | 287 | 1:13:44  | 7:22    |      |
| 158 | 28/67 | CHARLES SPIES       | 41 | M | ME | 261 | CLYDE    | 1:13:46 | 7:23 |
| 159 | 20/50 | ALAN BAILEY         | 45 | M | ME | 237 | 1:13:50  | 7:23    |      |
| 160 | 13/39 | LOREN LATHROP       | 50 | M | ME | 160 | 1:13:56  | 7:24    |      |
| 161 | 29/67 | TOM HOWARD          | 43 | M | ME | 514 | 1:14:02  | 7:24    |      |
| 162 | 30/67 | JAMES MELLO         | 41 | M | MA | 566 | 1:14:05  | 7:25    |      |
| 163 | 31/67 | STEVE WOODSUM       | 43 | M | ME | 300 | 1:14:06  | 7:25    |      |
| 164 | 14/39 | TERRY CLARK         | 54 | M | ME | 66  | 1:14:13  | 7:25    |      |
| 165 | 45/77 | MICHAEL MILLIKEN    | 30 | M | NY | 98  | CLYDE    | 1:14:15 | 7:26 |
| 166 | 46/77 | STEVE EDWARDS       | 34 | M | NH | 398 | CLYDE    | 1:14:23 | 7:26 |
| 167 | 8/30  | BRENDA BAXTER       | 36 | F | MA | 155 | 1:14:25  | 7:27    |      |
| 168 | 1/12  | JOAN LAVIN          | 51 | F | ME | 222 | 1:14:30* | 7:27    |      |
| 169 | 2/20  | PAMELA HALL         | 45 | F | NH | 105 | 1:14:34  | 7:27    |      |
| 170 | 14/87 | PAMELA HEWETT       | 32 | F | ME | 390 | 1:14:36  | 7:28    |      |
| 171 | 26/48 | LORA WOODWARD       | 39 | M | NH | 116 | 1:14:41  | 7:28    |      |
| 172 | 5/28  | NANCY JACOVINA      | 43 | F | NH | 332 | 1:14:47  | 7:29    |      |
| 173 | 6/28  | VICKI BRYANT        | 41 | F | ME | 451 | 1:14:50  | 7:29    |      |
| 174 | 32/67 | AUSTIN SMITH        | 41 | M | ME | 188 | 1:14:51  | 7:29    |      |
| 175 | 15/87 | JENNIFER SNOW       | 30 | F | ME | 220 | 1:14:53  | 7:29    |      |
| 176 | 47/77 | JEREMIAH CADY       | 21 | M | NH | 22  | 1:14:56  | 7:30    |      |
| 177 | 48/77 | MARK COHEN          | 31 | M | ME | 101 | 1:14:57  | 7:30    |      |
| 178 | 16/87 | ELLEN FERRIS-RAWSON | 32 | F | MA | 135 | 1:14:59  | 7:30    |      |
| 179 | 27/48 | PHILIP DAVIDSON     | 38 | M | MA | 67  | 1:15:03  | 7:30    |      |
| 180 | 17/87 | TRACEY THOMPSON     | 29 | F | ME | 458 | 1:15:06  | 7:31    |      |
| 181 | 33/67 | DON SMITH           | 44 | M | RI | 232 | 1:15:10  | 7:31    |      |
| 182 | 28/48 | GARY SHANK          | 38 | M | ME | 571 | 1:15:13  | 7:31    |      |
| 183 | 29/48 | STEVEN GLAZIER      | 38 | M | ME | 259 | 1:15:17  | 7:32    |      |
| 184 | 2/11  | DANA SUMNER         | 67 | M | RI | 455 | 1:15:21* | 7:32    |      |
| 185 | 18/87 | ERIN SEMBA          | 33 | F | ME | 417 | 1:15:24  | 7:32    |      |
| 186 | 30/48 | JAN WIEGMAN         | 38 | M | ME | 123 | CLYDE    | 1:15:29 | 7:33 |
| 187 | 49/77 | GRANT DELAWARE      | 29 | M | ME | 243 | 1:15:31  | 7:33    |      |
| 188 | 50/77 | WENDELL CLOUGH      | 31 | M | ME | 418 | 1:15:33  | 7:33    |      |
| 189 | 15/39 | TOM HARLOW          | 52 | M | ME | 240 | 1:15:34  | 7:33    |      |
| 190 | 16/39 | BOB REID            | 52 | M | ME | 499 | 1:15:38  | 7:34    |      |
| 191 | 19/87 | EMILY NEEDHAM       | 34 | F | ME | 388 | 1:15:44  | 7:34    |      |
| 192 | 20/87 | AMBER WARD          | 25 | F | ME | 492 | CLYDE    | 1:15:54 | 7:35 |
| 193 | 51/77 | JAMES CORBETT       | 34 | M | ME | 112 | 1:15:55  | 7:36    |      |
| 194 |       | ??                  |    |   |    | 0   | 1:15:57  | 7:36    |      |
| 195 | 52/77 | JOE EWINGS          | 29 | M | ME | 127 | CLYDE    | 1:16:07 | 7:37 |
| 196 | 34/67 | MARK KIBLER         | 44 | M | ME | 250 | 1:16:18  | 7:38    |      |
| 197 | 31/48 | MICHAEL BARD        | 38 | M | ME | 238 | 1:16:19  | 7:38    |      |
| 198 | 21/87 | JENNIFER HUMPHREYS  | 28 | F | ME | 554 | 1:16:25  | 7:39    |      |
| 199 | 53/77 | HAHNA PATTERSON     | 24 | M | ME | 339 | 1:16:35  | 7:40    |      |
| 200 | 22/87 | BONNIE WHEELER      | 26 | F | VT | 117 | 1:16:37  | 7:40    |      |
| 201 | 35/67 | PAUL SORENSON       | 43 | M | NH | 84  | 1:16:41  | 7:40    |      |
| 202 | 21/50 | THOMAS CONLEY       | 47 | M | ME | 334 | 1:16:45  | 7:41    |      |
| 203 | 17/39 | ED DOUGHTY JR       | 50 | M | ME | 558 | 1:16:59  | 7:42    |      |
| 204 | 3/20  | CANDACE KARU        | 46 | F | ME | 468 | 1:17:00  | 7:42    |      |
| 205 | 23/87 | JENNY HO            | 20 | F | CT | 457 | 1:17:01  | 7:42    |      |
| 206 | 24/87 | SHEILA TEICHER      | 28 | F | ME | 190 | 1:17:02  | 7:42    |      |
| 207 | 7/28  | JENNIFER DESENA     | 44 | F | ME | 275 | 1:17:04  | 7:42    |      |
| 208 | 22/50 | MICHAEL O'SHEA      | 46 | M | NH | 545 | 1:17:10  | 7:43    |      |
| 209 | 4/20  | CAROL LEGERE        | 47 | F | ME | 311 | 1:17:12  | 7:43    |      |
| 210 | 23/50 | ROBERT LONGLEY      | 49 | M | ME | 108 | 1:17:18  | 7:44    |      |
| 211 | 32/48 | BILLY ALLEN         | 37 | M | MA | 553 | 1:17:24  | 7:44    |      |
| 212 | 54/77 | DUANE COUTE         | 29 | M | NH | 119 | CLYDE    | 1:17:24 | 7:44 |
| 213 | 25/87 | COLLEEN REDMOND     | 34 | F | ME | 133 | 1:17:29  | 7:45    |      |
| 214 | 36/67 | OGDEN WILLIAMS      | 43 | M | ME | 297 | 1:17:30  | 7:45    |      |
| 215 | 24/50 | DAVID ENBERG        | 45 | M | ME | 216 | 1:17:33  | 7:45    |      |
| 216 | 9/30  | ELAINE BEEDE        | 36 | F | NH | 399 | 1:17:35  | 7:46    |      |
| 217 | 55/77 | JIM DONOVAN         | 34 | M | MA | 475 | 1:17:35  | 7:46    |      |
| 218 | 8/28  | STEPHANIE PEAVEY    | 43 | F | ME | 253 | 1:17:40  | 7:46    |      |
| 219 | 56/77 | STUART THOMESON     | 28 | M | MA | 350 | 1:17:47  | 7:47    |      |
| 220 | 26/87 | EMILY BROADHEAD     | 29 | F | ME | 302 | 1:17:50  | 7:47    |      |
| 221 | 37/67 | MARK DAVIS          | 42 | M | TX | 346 | 1:18:00  | 7:48    |      |
| 222 | 27/87 | ANN MELANDER        | 23 | F | ME | 298 | CLYDE    | 1:18:01 | 7:48 |
| 223 | 28/87 | ANNIE FISHER        | 24 | F | NY | 535 | 1:18:09  | 7:49    |      |
| 224 | 29/87 | JENNY CUSICK        | 34 | F | NH | 209 | 1:18:16  | 7:50    |      |
| 225 | 3/11  | STANLEY MOULTON     | 64 | M | VT | 511 | 1:18:18  | 7:50    |      |
| 226 | 38/67 | CARL MOULTON        | 40 | M | ME | 509 | 1:18:19  | 7:50    |      |
| 227 | 18/39 | JOHN SCHWERDEL      | 53 | M | ME | 77  | 1:18:22  | 7:50    |      |
| 228 | 57/77 | STEPHEN TACKETT     | 27 | M | ME | 570 | CLYDE    | 1:18:28 | 7:51 |
| 229 | 9/28  | SUSAN EHNSTROM      | 42 | F | NH | 331 | 1:18:28  | 7:51    |      |
| 230 | 33/48 | EDWARD DIBIASE      | 36 | M | ME | 228 | 1:18:29  | 7:51    |      |
| 231 | 30/87 | AJILLA POSPESIL     | 30 | F | NH | 234 | 1:18:30  | 7:51    |      |
| 232 | 19/39 | DAVID BENN          | 53 | M | ME | 488 | 1:18:31  | 7:51    |      |

Go

SEP FEB MAR

11

2005 2010 2011



About this capture

21 captures

8 May 1999 - 11 Feb 2010

|     |       |                     |    |   |    |     |          |              |
|-----|-------|---------------------|----|---|----|-----|----------|--------------|
| 238 | 20/39 | JOHN MORSE          | 53 | M | ME | 373 | 1:18:59  | 7:54         |
| 239 | 40/67 | STEVEN KNIGGE       | 40 | M | MA | 392 | CLYDE    | 1:19:02 7:54 |
| 240 | 58/77 | KEITH BUTTERFIELD   | 29 | M | ME | 524 | 1:19:21  | 7:56         |
| 241 | 33/87 | CHRISTINE SMYTH     | 31 | F | ME | 143 | 1:19:21  | 7:56         |
| 242 | 34/87 | EILEEN GREELEY      | 34 | F | NH | 531 | CLYDE    | 1:19:34 7:57 |
| 243 | 10/30 | BERET SKORPEN       | 36 | F | ME | 256 | 1:19:37  | 7:58         |
| 244 | 21/39 | DON DERBY           | 54 | M | NH | 13  | 1:19:38  | 7:58         |
| 245 | 26/50 | CRAIG WHITON        | 48 | M | ME | 172 | 1:19:44  | 7:58         |
| 246 | 27/50 | STEVE SCHUIT        | 47 | M | ME | 88  | 1:19:51  | 7:59         |
| 247 | 59/77 | CHRIS WATSON        | 32 | M | ME | 493 | 1:19:53  | 7:59         |
| 248 | 35/87 | KRISTEN PURYEAR     | 24 | F | ME | 368 | 1:19:54  | 7:59         |
| 249 | 11/30 | NANCY HEBERT        | 37 | F | ME | 85  | 1:19:55  | 8:00         |
| 250 | 28/50 | BILL GREEN          | 45 | M | ME | 125 | 1:19:56  | 8:00         |
| 251 | 60/77 | BILL SOULE          | 33 | M | ME | 502 | CLYDE    | 1:20:01 8:00 |
| 252 | 22/39 | BOB GREEN           | 50 | M | ME | 497 | 1:20:03  | 8:00         |
| 253 | 12/30 | ANNETTE HATCH-CLEIN | 36 | F | ME | 257 | 1:20:04  | 8:00         |
| 254 | 41/67 | ERIK LANZER         | 40 | M | NH | 73  | CLYDE    | 1:20:05 8:01 |
| 255 | 2/12  | JOAN TREMBERTH      | 53 | F | ME | 271 | 1:20:13  | 8:01         |
| 256 | 35/48 | DAVID SMITH         | 36 | M | NH | 289 | 1:20:15  | 8:02         |
| 257 | 42/67 | EDWARD JACCOMA      | 42 | M | ME | 467 | CLYDE    | 1:20:17 8:02 |
| 258 | 29/50 | MILT DUDLEY         | 47 | M | ME | 201 | 1:20:18  | 8:02         |
| 259 | 30/50 | JEFFREY PREBLE      | 45 | M | ME | 435 | 1:20:19  | 8:02         |
| 260 | 36/87 | JENNIFER RYAN       | 25 | F | ME | 78  | 1:20:21  | 8:02         |
| 261 | 61/77 | PETE ROPER JR       | 24 | M | NJ | 529 | 1:20:22  | 8:02         |
| 262 | 3/16  | CARL SMITH          | 57 | M | ME | 421 | 1:20:24  | 8:02         |
| 263 | 36/48 | PETER SERUNIAN      | 39 | M | ME | 272 | 1:20:28  | 8:03         |
| 264 | 1/2   | LOUISA DUNLAP       | 58 | F | ME | 533 | 1:20:32* | 8:03         |
| 265 | 37/87 | ANASTAZYA MORAN     | 20 | F | ME | 23  | 1:20:33  | 8:03         |
| 266 | 5/20  | NANCY LAGIN         | 49 | F | ME | 532 | 1:20:39  | 8:04         |
| 267 | 3/12  | CAROL SCHRECK       | 54 | F | ME | 381 | 1:20:40  | 8:04         |
| 268 | 23/39 | MARTIN MICHELSON    | 52 | M | MA | 121 | 1:20:41  | 8:04         |
| 269 | 38/87 | ALLYSON DOWELL      | 27 | F | ME | 312 | 1:20:42  | 8:04         |
| 270 | 39/87 | JENNIFER JACOBS     | 25 | F | ME | 278 | 1:20:47  | 8:05         |
| 271 | 62/77 | BRIAN BARNES        | 33 | M | ME | 485 | 1:20:51  | 8:05         |
| 272 | 31/50 | MICHAEL DUMAIS      | 47 | M | ME | 215 | 1:20:53  | 8:05         |
| 273 | 40/87 | KATE SKORPEN-CLAESO | 33 | F | ME | 258 | 1:20:54  | 8:05         |
| 274 | 24/39 | TED KIRCHNER        | 51 | M | ME | 343 | 1:20:54  | 8:05         |
| 275 | 41/87 | SARAH WINKLEY       | 31 | F | MA | 453 | 1:20:59  | 8:06         |
| 276 | 42/87 | ELAINE EVANS        | 33 | F | NH | 181 | 1:21:05  | 8:07         |
| 277 | 32/50 | STEVE SISSON        | 49 | M | ME | 328 | CLYDE    | 1:21:07 8:07 |
| 278 | 63/77 | MICHAEL DOYLE       | 34 | M | ME | 134 | 1:21:10  | 8:07         |
| 279 | 43/67 | ROBERT GIROUX       | 40 | M | ME | 420 | 1:21:11  | 8:07         |
| 280 | 10/28 | DIANE GAGNON        | 42 | F | ME | 241 | 1:21:21  | 8:08         |
| 281 | 44/67 | JAMES BOISVERT      | 42 | M | ME | 363 | CLYDE    | 1:21:21 8:08 |
| 282 | 45/67 | TONY SCARLOTTO      | 41 | M | NH | 308 | 1:21:27  | 8:09         |
| 283 | 43/87 | CELESTE ST PIERRE   | 34 | F | NH | 83  | 1:21:33  | 8:09         |
| 284 | 4/16  | JOE SIROIS          | 57 | M | ME | 210 | 1:21:34  | 8:09         |
| 285 | 46/67 | KURT NEWMAN         | 44 | M | ME | 270 | 1:21:39  | 8:10         |
| 286 | 44/87 | TIFFANY ROBERTS     | 26 | F | MA | 520 | 1:21:41  | 8:10         |
| 287 | 11/28 | AMANDA RUSSELL      | 40 | F | ME | 491 | 1:21:45  | 8:11         |
| 288 | 64/77 | MATT LEAHY          | 33 | M | NH | 286 | 1:21:47  | 8:11         |
| 289 | 37/48 | MICHAEL ORR         | 39 | M | ME | 242 | 1:21:48  | 8:11         |
| 290 | 38/48 | JEFF HELLER         | 36 | M | ME | 404 | 1:22:08  | 8:13         |
| 291 | 39/48 | SCOTT WILSON        | 39 | M | ME | 212 | CLYDE    | 1:22:10 8:13 |
| 292 | 47/67 | JOSEPH HARDING      | 41 | M | NH | 178 | 1:22:12  | 8:13         |
| 293 | 25/39 | DON BESSEY          | 53 | M | ME | 61  | 1:22:13  | 8:13         |
| 294 | 4/12  | KITTY KELLEY        | 52 | F | ME | 60  | 1:22:13  | 8:13         |
| 295 | 48/67 | GEORGE COOPER       | 43 | M | ME | 556 | 1:22:19  | 8:14         |
| 296 | 49/67 | MICK MCCALL         | 44 | M | ME | 403 | 1:22:25  | 8:15         |
| 297 | 65/77 | HAROLD NEALES       | 31 | M | ME | 341 | CLYDE    | 1:22:26 8:15 |
| 298 | 45/87 | LAURIE HARVEY       | 27 | F | ME | 391 | 1:22:30  | 8:15         |
| 299 | 40/48 | DAVID TOOTHAKER     | 35 | M | ME | 239 | CYLDE    | 1:22:31 8:15 |
| 300 | 13/30 | SHARON ANDREWS      | 35 | F | ME | 425 | 1:22:32  | 8:15         |
| 301 | 46/87 | HILDA CHANNELL      | 25 | F | ME | 69  | CLYDE    | 1:22:34 8:15 |
| 302 | 26/39 | DONALD WILSON       | 51 | M | ME | 362 | 1:22:52  | 8:17         |
| 303 | 50/67 | MIKE FREMEAU        | 42 | M | NH | 547 | 1:22:55  | 8:18         |
| 304 | 33/50 | ROGER HALL          | 45 | M | NH | 106 | 1:22:57  | 8:18         |
| 305 | 5/16  | FERN LABBE          | 57 | M | ME | 8   | 1:22:58  | 8:18         |
| 306 | 6/20  | MARYJANE GRANT      | 45 | F | ME | 157 | 1:22:59  | 8:18         |
| 307 | 27/39 | PAUL FLAHERTY       | 50 | M | ME | 464 | 1:23:02  | 8:18         |
| 308 | 34/50 | JOSEPH COOK         | 49 | M | ME | 171 | 1:23:05  | 8:19         |
| 309 | 7/20  | JUDITH WILSON       | 49 | F | NH | 578 | 1:23:05  | 8:19         |
| 310 | 35/50 | JAMES WILLIAMS      | 45 | M | ME | 382 | CLYDE    | 1:23:08 8:19 |
| 311 | 47/87 | LAURA ZEGEL         | 34 | F | ME | 309 | 1:23:11  | 8:19         |
| 312 | 51/67 | RICHARD COAKLEY     | 41 | M | MA | 136 | 1:23:14  | 8:19         |
| 313 | 4/11  | JIM MCLAUGHLIN      | 64 | M | NH | 7   | 1:23:22  | 8:20         |
| 314 | 1/2   | VANESSA PAWLOWSKI   | 16 | F | ME | 235 | 1:23:28  | 8:21         |
| 315 | 41/48 | MATT TARASEVICH     | 39 | M | ME | 426 | CLYDE    | 1:23:33 8:21 |
| 316 | 14/30 | JEANIE CAMPBELL     | 38 | F | ME | 280 | 1:23:41  | 8:22         |
| 317 | 42/48 | WILLIAM COOKSON     | 38 | M | ME | 146 | CLYDE    | 1:23:47 8:23 |
| 318 | 8/20  | DONNA CORMIER       | 45 | F | ME | 236 | 1:23:49  | 8:23         |
| 319 | 66/77 | DOUG BOUTOT         | 30 | M | ME | 338 | 1:23:52  | 8:23         |
| 320 | 15/30 | MARTHA KELLEY       | 37 | F | ME | 28  | 1:23:53  | 8:23         |

Go

SEP FEB MAR

11

2005 2010 2011



About this capture

21 captures

8 May 1999 - 11 Feb 2010

|     |       |                    |    |   |    |     |          |      |
|-----|-------|--------------------|----|---|----|-----|----------|------|
| 326 | 9/20  | NANCY GONZALEZ     | 46 | F | NH | 396 | 1:24:09  | 8:25 |
| 327 | 44/48 | MIKE MCCLELLAN     | 38 | M | ME | 370 | 1:24:10  | 8:25 |
| 328 | 49/87 | LAURA MCMAHON      | 21 | F | ME | 329 | 1:24:13  | 8:25 |
| 329 | 52/67 | JOHN TRAGERT       | 41 | M | ME | 516 | 1:24:15  | 8:26 |
| 330 | 12/28 | ROBIN SCHULTE      | 43 | F | ME | 89  | 1:24:20  | 8:26 |
| 331 | 28/39 | JOHN SAUCIER       | 50 | M | ME | 422 | 1:24:23  | 8:26 |
| 332 | 53/67 | DAVID BENEMAN      | 40 | M | ME | 139 | 1:24:28  | 8:27 |
| 333 | 29/39 | JAMES THORNTON     | 50 | M | NJ | 347 | 1:24:28  | 8:27 |
| 334 | 45/48 | JON HARTMAN        | 35 | M | ME | 557 | 1:24:29  | 8:27 |
| 335 | 54/67 | ROBERT HECKER      | 41 | M | ME | 166 | 1:24:36  | 8:28 |
| 336 | 30/39 | LARRY TAYLOR       | 53 | M | ME | 284 | 1:24:37  | 8:28 |
| 337 | 50/87 | BLUE KARNOFSKY     | 28 | F | ME | 523 | 1:24:40  | 8:28 |
| 338 | 13/28 | PEGGY PENNOYER     | 42 | F | ME | 555 | 1:24:40  | 8:28 |
| 339 | 37/50 | VERNE WEISBERG     | 46 | M | ME | 406 | 1:24:41  | 8:28 |
| 340 | 6/11  | MICHAEL COWELL     | 61 | M | ME | 539 | 1:24:45  | 8:29 |
| 341 | 51/87 | SUSAN RICHMAN      | 34 | F | ME | 342 | 1:24:46  | 8:29 |
| 342 | 52/87 | GLORIA MIRO        | 33 | F | ME | 49  | 1:24:47  | 8:29 |
| 343 | 53/87 | GIOIA MIRO-SCHULTZ | 29 | F | NH | 50  | 1:24:48  | 8:29 |
| 344 | 31/39 | KENNETH WILSON     | 52 | M | NH | 576 | 1:24:57  | 8:30 |
| 345 | 54/87 | LAURA HARDING      | 31 | F | NH | 177 | 1:24:59  | 8:30 |
| 346 | 7/11  | MIKE MARICH        | 62 | M | NH | 290 | 1:25:11  | 8:31 |
| 347 | 6/16  | JIM MOORE          | 55 | M | ME | 137 | 1:25:11  | 8:31 |
| 348 | 55/87 | ANNE HECKSCHER     | 25 | F | NH | 21  | 1:25:19  | 8:32 |
| 349 | 14/28 | JAYNE HANLEY       | 41 | F | ME | 5   | 1:25:22  | 8:32 |
| 350 | 55/67 | KARL GEIB          | 40 | M | ME | 369 | 1:25:24  | 8:32 |
| 351 | 56/87 | CHRIS BABSON       | 32 | F | MA | 472 | 1:25:26  | 8:33 |
| 352 | 5/12  | BETTY DISANZA      | 50 | F | ME | 319 | 1:25:28  | 8:33 |
| 353 | 15/28 | MARILYN GUGLIUCCI  | 44 | F | ME | 378 | 1:25:32  | 8:33 |
| 354 | 16/30 | TERRI EARNSHAW     | 39 | F | NH | 147 | 1:25:34  | 8:33 |
| 355 | 10/20 | ELLEN SPRING       | 46 | F | ME | 480 | 1:25:35  | 8:34 |
| 356 | 11/20 | DENISE BRISSON     | 46 | F | NH | 31  | 1:25:42  | 8:34 |
| 357 | 57/87 | HEATHER BRANDER    | 27 | F | CA | 303 | 1:25:46  | 8:35 |
| 358 | 2/2   | AMBER-LYN DOUGLAS  | 16 | F | ME | 58  | 1:25:54  | 8:35 |
| 359 | 6/12  | JOAN MERRIAM       | 50 | F | ME | 109 | 1:26:15  | 8:38 |
| 360 | 56/67 | JACK DAVIS         | 44 | M | ME | 292 | 1:26:27  | 8:39 |
| 361 | 58/87 | AMY COAKLEY        | 25 | F | MA | 395 | 1:26:30  | 8:39 |
| 362 | 59/87 | SARAH MARBLE       | 31 | F | ME | 90  | 1:26:33  | 8:39 |
| 363 | 38/50 | GERRY RUDMIN       | 48 | M | ME | 489 | 1:26:37  | 8:40 |
| 364 | 67/77 | CHRIS MATTOON      | 34 | M | MA | 478 | 1:26:56  | 8:42 |
| 365 | 68/77 | PETER RUSHTON      | 26 | M | ME | 81  | 1:27:06  | 8:43 |
| 366 | 39/50 | ROD BAKER          | 48 | M | ME | 151 | 1:27:16  | 8:44 |
| 367 | 69/77 | JOHN RENNING       | 27 | M | ME | 506 | 1:27:18  | 8:44 |
| 368 | 16/28 | KATE WARD          | 43 | F | ME | 442 | 1:27:18  | 8:44 |
| 369 | 60/87 | JANE VAN ELLS      | 26 | F | ME | 505 | 1:27:21  | 8:44 |
| 370 | 7/12  | NANCY MURPHY       | 51 | F | ME | 335 | 1:27:26  | 8:45 |
| 371 | 7/16  | STEPHEN MURPHY     | 55 | M | ME | 336 | 1:27:27  | 8:45 |
| 372 | 57/67 | DANA PETERSON      | 40 | M | ME | 444 | 1:27:30  | 8:45 |
| 373 | 61/87 | DEB ELIASBERG      | 29 | F | NH | 285 | 1:27:37  | 8:46 |
| 374 | 40/50 | BILL BLOUNT        | 47 | M | ME | 389 | 1:27:38  | 8:46 |
| 375 | 8/11  | RICHARD CAVANAUGH  | 65 | M | ME | 490 | 1:27:39  | 8:46 |
| 376 | 17/28 | PATTY MEDINA       | 41 | F | ME | 541 | 1:27:43  | 8:46 |
| 377 | 8/16  | JOHN STEVENS       | 56 | M | ME | 454 | 1:27:49  | 8:47 |
| 378 | 62/87 | CORTNEY BRENNER    | 24 | F | ME | 91  | 1:28:08  | 8:49 |
| 379 | 58/67 | LARRY HANSON       | 44 | M | MA | 357 | 1:28:20  | 8:50 |
| 380 | 63/87 | CARISSA BOLDOC     | 21 | F | ME | 44  | 1:28:40  | 8:52 |
| 381 | 9/16  | ED ATLEE           | 59 | M | ME | 76  | 1:28:56  | 8:54 |
| 382 | 32/39 | MIKE BROOKS        | 53 | M | ME | 269 | 1:28:59  | 8:54 |
| 383 | 1/1   | POLLY KENNISTON    | 62 | F | ME | 186 | 1:29:08* | 8:55 |
| 384 | 18/28 | MARCELLA NUGENT    | 43 | F | NH | 19  | 1:29:15  | 8:56 |
| 385 | 64/87 | ELLEN COHEN        | 31 | F | ME | 100 | 1:29:16  | 8:56 |
| 386 | 41/50 | JIMMY MEYER        | 45 | M | NH | 333 | 1:29:20  | 8:56 |
| 387 | 46/48 | GREGORY NORTON     | 39 | M | ME | 560 | 1:29:22  | 8:56 |
| 388 | 59/67 | MICHAEL LAYTON     | 43 | M | ME | 218 | 1:29:28  | 8:57 |
| 389 | 33/39 | DAN SOBEL          | 51 | M | ME | 74  | 1:29:28  | 8:57 |
| 390 | 34/39 | BILL DOWD          | 51 | M | ME | 142 | 1:29:30  | 8:57 |
| 391 | 35/39 | PETER ROPER        | 52 | M | ME | 122 | 1:29:33  | 8:57 |
| 392 | 65/87 | ELISABETH SPERRY   | 27 | F | MA | 412 | 1:29:37  | 8:58 |
| 393 | 66/87 | HEATHER PATTERSON  | 26 | F | ME | 484 | 1:29:42  | 8:58 |
| 394 | 47/48 | JEFF KEEFE         | 35 | M | NH | 582 | 1:29:54  | 8:59 |
| 395 |       | ??                 |    |   |    | 999 | 1:30:12  | 9:01 |
| 396 | 70/77 | BRIAN HAMANN       | 27 | M | ME | 542 | 1:30:19  | 9:02 |
| 397 | 67/87 | MICHELE WALSH      | 29 | F | MA | 354 | 1:30:33  | 9:03 |
| 398 | 68/87 | SANDY MCCALLUM     | 30 | F | ME | 561 | 1:30:36  | 9:04 |
| 399 | 8/12  | MARY SUSAN LEAHY   | 54 | F | ME | 264 | 1:30:42  | 9:04 |
| 400 | 17/30 | TULLY DERBY        | 35 | F | NH | 12  | 1:30:43  | 9:04 |
| 401 | 12/20 | DONNAJEAN POHLMAN  | 48 | F | ME | 317 | 1:30:54  | 9:05 |
| 402 | 10/16 | RON PAQUETTE       | 57 | M | ME | 318 | 1:30:55  | 9:06 |
| 403 | 1/3   | HERB TAYLOR        | 73 | M | NH | 158 | 1:31:06* | 9:07 |
| 404 | 18/30 | KATHY SERVNIAN     | 38 | F | ME | 559 | 1:31:07  | 9:07 |
| 405 | 4/5   | JONATHAN PAULL     | 17 | M | MA | 174 | 1:31:20  | 9:08 |
| 406 | 60/67 | JEFF FLYNN         | 42 | M | ME | 53  | 1:31:28  | 9:09 |
| 407 | 19/28 | GRETCHEN SPRINGER  | 40 | F | ME | 543 | 1:31:29  | 9:09 |
| 408 | 69/87 | JENNIFER JOHNS     | 26 | F | ME | 402 | 1:31:33  | 9:09 |

Go

SEP FEB MAR

11

2005 2010 2011



21 captures






8 May 1999 - 11 Feb 2010

About this capture

|     |       |                     |    |   |    |     |          |         |       |
|-----|-------|---------------------|----|---|----|-----|----------|---------|-------|
| 414 | 9/12  | SUZANNE UMLAND      | 50 | F | ME | 140 | 1:31:51  | 9:11    |       |
| 415 | 19/30 | MICHELLE LANGE      | 37 | F | ME | 530 | 1:32:05  | 9:13    |       |
| 416 | 20/28 | LAURIE BURR         | 43 | F | NH | 16  | 1:32:12  | 9:13    |       |
| 417 | 5/5   | SCOTT ROSE          | 14 | M | ME | 266 | 1:32:13  | 9:13    |       |
| 418 | 71/77 | PAUL LEWANDOWSKI    | 32 | M | NY | 55  | 1:32:30  | 9:15    |       |
| 419 | 72/77 | CRAIG PIPER         | 33 | M | ME | 54  | 1:32:31  | 9:15    |       |
| 420 | 48/48 | GREG KESICH         | 36 | M | ME | 221 | 1:32:31  | 9:15    |       |
| 421 | 73/77 | OLIVER KEITHLY      | 34 | M | ME | 129 | CLYDE    | 1:32:36 | 9:16  |
| 422 | 11/16 | DENNY MORRILL       | 59 | M | ME | 75  | 1:32:37  | 9:16    |       |
| 423 | 20/30 | BROOKE JANSEN       | 38 | F | ME | 9   | CLYDE    | 1:32:38 | 9:16  |
| 424 | 74/77 | JESSE KELLS         | 21 | M | NH | 192 | 1:32:51  | 9:17    |       |
| 425 | 12/16 | PHILIP THERIAULT    | 59 | M | ME | 107 | 1:32:58  | 9:18    |       |
| 426 | 70/87 | HEATHER BRUCE       | 29 | F | ME | 534 | 1:34:31  | 9:27    |       |
| 427 | 43/50 | JEFF SOSNAUD        | 48 | M | ME | 498 | 1:34:48  | 9:29    |       |
| 428 | 61/67 | READY BROWER        | 42 | M | ME | 513 | 1:34:49  | 9:29    |       |
| 429 | 71/87 | GAIL LEHAHAN        | 34 | F | NH | 581 | 1:34:50  | 9:29    |       |
| 430 | 21/30 | BETHANY SCHERPF     | 37 | F | NH | 80  | 1:34:55  | 9:30    |       |
| 431 | 72/87 | TARA COWDREY        | 20 | F | NH | 197 | 1:35:04  | 9:30    |       |
| 432 | 2/3   | CARLTON MENDELL     | 77 | M | ME | 120 | 1:35:17* | 9:32    |       |
| 433 | 37/39 | BILL DAVENNY        | 54 | M | ME | 263 | 1:35:21  | 9:32    |       |
| 434 | 15/20 | CATHY STAEHLI       | 48 | F | ME | 10  | 1:35:45  | 9:35    |       |
| 435 | 44/50 | DANA KELLY          | 46 | M | ME | 131 | 1:35:50  | 9:35    |       |
| 436 | 45/50 | ALVIN MACK          | 48 | M | ME | 386 | 1:35:54  | 9:35    |       |
| 437 | 73/87 | WENDY POWERS        | 34 | F | NH | 79  | 1:36:00  | 9:36    |       |
| 438 | 46/50 | MARK CHRUSZ         | 47 | M | NH | 469 | 1:36:08  | 9:37    |       |
| 439 | 10/12 | SUSAN DAVENNY       | 50 | F | ME | 262 | 1:36:10  | 9:37    |       |
| 440 | 21/28 | CINDIE COLLINS      | 41 | F | NH | 448 | 1:36:16  | 9:38    |       |
| 441 | 62/67 | RICH COLLIMS        | 42 | M | NH | 447 | 1:36:20  | 9:38    |       |
| 442 | 22/28 | CONSTANCE BARRETT   | 41 | F | ME | 47  | 1:36:20  | 9:38    |       |
| 443 | 22/30 | M J BRITTON         | 37 | F | ME | 202 | 1:36:22  | 9:38    |       |
| 444 | 16/20 | SANDRA PETELL       | 47 | F | NH | 429 | 1:36:42  | 9:40    |       |
| 445 | 23/30 | KRISTINE RICH       | 35 | F | ME | 380 | 1:36:44  | 9:40    |       |
| 446 | 24/30 | JEANNINE LAROCHELLE | 36 | F | ME | 273 | 1:36:45  | 9:41    |       |
| 447 | 25/30 | KELLY ROE           | 39 | F | NH | 191 | 1:36:51  | 9:41    |       |
| 448 | 63/67 | KEVIN GORDON        | 44 | M | ME | 193 | CLYDE    | 1:36:57 | 9:42  |
| 449 | 38/39 | DAVID STANKOWICZ    | 51 | M | ME | 36  | 1:36:57  | 9:42    |       |
| 450 | 13/16 | EDWIN DELATTRE      | 57 | M | MA | 32  | 1:36:59  | 9:42    |       |
| 451 | 39/39 | GERALD FAIN         | 51 | M | MA | 70  | 1:37:08  | 9:43    |       |
| 452 | 23/28 | LOIS TIEDEKEN       | 44 | F | ME | 39  | 1:37:09  | 9:43    |       |
| 453 | 14/16 | JERRY SAINT-AMAND   | 55 | M | ME | 372 | 1:37:25  | 9:45    |       |
| 454 | 15/16 | TOM COLLINS         | 55 | M | ME | 156 | 1:37:48  | 9:47    |       |
| 455 | 26/30 | KAREN CONNOLLY      | 39 | F | ME | 144 | CLYDE    | 1:37:59 | 9:48  |
| 456 | 16/16 | ED MARTIN           | 56 | M | NH | 37  | 1:38:23  | 9:50    |       |
| 457 | 11/12 | LINDA HUNT          | 51 | F | ME | 295 | 1:38:24  | 9:50    |       |
| 458 | 75/77 | BRIAN O'MALLEY      | 32 | M | ME | 376 | CLYDE    | 1:38:37 | 9:52  |
| 459 | 76/77 | MARC ROBITAILLE     | 31 | M | ME | 375 | CLYDE    | 1:38:50 | 9:53  |
| 460 | 47/50 | BOB GRANDE          | 48 | M | MA | 394 | 1:38:50  | 9:53    |       |
| 461 | 74/87 | CHRISTINE DULIN     | 30 | F | ME | 483 | 1:39:02  | 9:54    |       |
| 462 | 64/67 | ROBB COTIAUX        | 43 | M | ME | 15  | 1:39:08  | 9:55    |       |
| 463 | 48/50 | DAVID CLARK         | 46 | M | ME | 410 | 1:39:22  | 9:56    |       |
| 464 | 75/87 | CAROLYN LYNCH       | 23 | F | MA | 463 | 1:39:23  | 9:56    |       |
| 465 | 10/11 | JACK NYHAN          | 67 | M | ME | 465 | 1:40:05  | 10:01   |       |
| 466 | 49/50 | ROBERT JOHNSON      | 45 | M | ME | 446 | 1:40:12  | 10:01   |       |
| 467 | 27/30 | ANDREA SANSONETTI   | 35 | F | ME | 365 | 1:40:21  | 10:02   |       |
| 468 | 76/87 | CHARLENE FOSS       | 32 | F | NH | 179 | 1:40:32  | 10:03   |       |
| 469 | 77/87 | LYNNE BROOKS        | 31 | F | ME | 59  | 1:40:32  | 10:03   |       |
| 470 | 24/28 | CHERIE DAVIS        | 41 | F | ME | 466 | CLYDE    | 1:41:25 | 10:09 |
| 471 | 28/30 | JEANNE PECKICONIS   | 37 | F | ME | 459 | 1:41:30  | 10:09   |       |
| 472 | 17/20 | MARSHA GREENBERG    | 49 | F | ME | 87  | CLYDE    | 1:41:32 | 10:09 |
| 473 | 25/28 | CHERI SHAW          | 43 | F | ME | 40  | CLYDE    | 1:42:04 | 10:12 |
| 474 |       | ??                  |    |   |    | 998 | 1:42:05  | 10:13   |       |
| 475 | 78/87 | MALLORY BROUWER     | 25 | F | ME | 279 | 1:42:40  | 10:16   |       |
| 476 | 12/12 | ELAINE GRANDE       | 51 | F | NH | 113 | 1:42:48  | 10:17   |       |
| 477 | 18/20 | LINDA OMALLEY       | 47 | F | ME | 574 | CLYDE    | 1:43:18 | 10:20 |
| 478 | 19/20 | JUDY COTTON         | 49 | F | ME | 169 | 1:43:21  | 10:20   |       |
| 479 | 77/77 | MICHAEL BURNS       | 30 | M | MA | 579 | 1:43:50  | 10:23   |       |
| 480 | 79/87 | LISA ROSEN          | 33 | F | MA | 393 | 1:44:44  | 10:28   |       |
| 481 | 29/30 | ANN MCCORMICK       | 36 | F | ME | 102 | 1:44:45  | 10:29   |       |
| 482 | 80/87 | JANE YOUNG          | 34 | F | NH | 195 | 1:44:46  | 10:29   |       |
| 483 | 2/2   | BARBARA COUGHLIN    | 56 | F | ME | 246 | 1:45:37  | 10:34   |       |
| 484 | 65/67 | ROBERT QUINTOL      | 41 | M | ME | 441 | 1:46:04  | 10:36   |       |
| 485 | 81/87 | SHANNON BOYLE       | 23 | F | RI | 462 | 1:46:37  | 10:40   |       |
| 486 | 66/67 | MICHAEL DETSCHER    | 42 | M | ME | 580 | 1:47:06  | 10:43   |       |
| 487 | 82/87 | DEIRDRE STEDMAN     | 27 | F | ME | 572 | 1:47:35  | 10:46   |       |
| 488 | 26/28 | MARGUERITE LAWLER   | 43 | F |    | 569 | 1:47:40  | 10:46   |       |
| 489 | 11/11 | DAVID BODY          | 61 | M | ME | 456 | 1:47:40  | 10:46   |       |
| 490 | 83/87 | MARGOT GIBSON       | 27 | F | ME | 563 | 1:47:41  | 10:46   |       |
| 491 | 84/87 | CAROLINE JONES      | 27 | F | ME | 43  | 1:47:56  | 10:48   |       |
| 492 | 85/87 | JENNIFER PESUT      | 27 | F | ME | 71  | 1:48:00  | 10:48   |       |
| 493 | 30/30 | DEB STEWART         | 38 | F | ME | 161 | 1:48:01  | 10:48   |       |
| 494 | 86/87 | DIANE MACKINNON     | 31 | F | ME | 183 | 1:48:05  | 10:49   |       |
| 495 | 87/87 | LORI MACKINNON      | 30 | F | MA | 323 | 1:53:46  | 11:23   |       |
| 496 | 20/20 | DOREEN MORROW       | 45 | F | ME | 409 | 1:53:47  | 11:23   |       |

**SEP** **FEB** MAR  
◀ **11** ▶  
**2005** **2010** 2011

[21 captures](#)  
8 May 1999 - 11 Feb 2010

    
   
▼ [About this capture](#)

